

ENVIRONMENTAL PRODUCT DECLARATION

ELECTROSTATIC DISCHARGE TILE

ELECTROSTATIC DISCHARGE (ESD) TILE



ELECTROSTATIC DISCHARGE (ESD) TILE

AmeriWorx conductive vinyl tile reduces harmful static charges. Our ESD tile is exceptionally tough, with superior durability in the most demanding environments.



At StaticWorx, sustainability is a guiding principle, with measurable practices and documented results based on accountability and environmental stewardship. We prioritize digital documentation and minimize single-use materials, reducing internal waste. All administrative and technical operations, including product design, testing, and customer support, are managed from our U.S. facilities. Sustainability requirements for material suppliers include commitments to recycled content, energy efficiency, occupational safety, and responsible waste management, and we focus on products with low-emissions performance, durability, and easy maintenance to reduce lifecycle impact. Our selection criteria emphasize transparency and environmental certifications, and we support sustainable building programs (LEED, WELL) through verifiable data, product certifications, and independent performance validation.

For more information visit:
staticworx.com





ENVIRONMENTAL PRODUCT DECLARATION



Electrostatic Discharge (ESD) Tile
High Performance Resilient Flooring

According to ISO 14025
and ISO 21930:2017

EPD PROGRAM AND PROGRAM OPERATOR NAME, ADDRESS, LOGO, AND WEBSITE	UL Solutions 333 Pfingsten Rd, Northbrook IL, 60062 www.ul.com www.spot.ul.com
GENERAL PROGRAM INSTRUCTIONS AND VERSION NUMBER	Program Operator Rules v 2.7 2022
MANUFACTURER NAME AND ADDRESS	StaticWorx, Inc. PO Box 1556, Williston, VT 05495
DECLARATION NUMBER	4791854513.102.1
DECLARED PRODUCT & FUNCTIONAL UNIT OR DECLARED UNIT	Electrostatic Discharge (ESD) Tile Functional Unit = 1 m ²
REFERENCE PCR AND VERSION NUMBER	PCR for Building-Related Products and Services – Part A: Calculation Rules for LCA and Requirements, (UL Environment, V3.2), Part B: Flooring EPD Requirements UL 10010-7 v2.0 September 2018
DESCRIPTION OF PRODUCT APPLICATION/USE	Electrostatic Discharge (ESD) Tile
PRODUCT RSL DESCRIPTION (IF APPL.)	25 Years
MARKETS OF APPLICABILITY	Global
DATE OF ISSUE	July 14th 2025
PERIOD OF VALIDITY	5 Years
EPD TYPE	Product-specific
RANGE OF DATASET VARIABILITY	N/A
EPD SCOPE	Cradle to Grave
YEAR(S) OF REPORTED PRIMARY DATA	2024
LCA SOFTWARE & VERSION NUMBER	GaBi 2021
LCI DATABASE(S) & VERSION NUMBER	GaBi 2021 LCI Database
LCIA METHODOLOGY & VERSION NUMBER	CML 2001, April 2013 and TRACI 2.1

The PCR review was conducted by:	UL Solutions
	PCR Review Panel
	epd@ul.com
This declaration was independently verified in accordance with ISO 14025: 2006. <input type="checkbox"/> INTERNAL <input type="checkbox"/> EXTERNAL	Cooper McCollum, UL Solutions 
	StaticWorx
This life cycle assessment was conducted in accordance with ISO 14044 and the reference PCR by:	StaticWorx
	Thomas P. Gloria, Industrial Ecology Consultants 

LIMITATIONS

Exclusions: EPDs do not indicate that any environmental or social performance benchmarks are met, and there may be impacts that they do not encompass. LCAs do not typically address the site-specific environmental impacts of raw material extraction, nor are they meant to assess human health toxicity. EPDs can complement but cannot replace tools and certifications that are designed to address these impacts and/or set performance thresholds – e.g. Type 1 certifications, health assessments and declarations, environmental impact assessments, etc.

Accuracy of Results: EPDs regularly rely on estimations of impacts; the level of accuracy in estimation of effect differs for any particular product line and reported impact.

Comparability: EPDs from different programs may not be comparable. Full conformance with a PCR allows EPD comparability only when all stages of a life cycle have been considered. However, variations and deviations are possible*. Example of variations: Different LCA software and background LCI datasets may lead to differences results for upstream or downstream of the life cycle stages declared.

1. Product Definition and Information

1.1. Description of Company/Organization

StaticWorx, Inc. is a U.S.-based provider of static-control flooring systems and ESD seating engineered to meet the performance requirements of electrostatic discharge (ESD)-sensitive environments. Serving clients across North America, StaticWorx supports industries including electronics manufacturing, data centers, telecommunications, labs and cleanrooms, government, and other mission-critical sectors. The StaticWorx team offers technical consultation and specification support to architects, engineers, contractors, and facilities managers, emphasizing compliance with established ESD standards such as ANSI/ESD S20.20 and required test methods. Along with supplying ESD-certified flooring systems and seating, StaticWorx partners with architects and clients, providing resources, training, and guidance throughout the planning, installation, and post-installation phases to help ensure optimal long-term product performance.

1.2. Product Description

Product Identification

Static-control vinyl tile is engineered to prevent the accumulation and discharge of static electricity in environments where ESD-sensitive equipment is manufactured or used. Applications include electronics manufacturing/microelectronics, testing laboratories, cleanrooms, data centers, telecommunications and other mission-critical spaces.



This EPD covers all styles within the single-layer ESD tile platform. AmeriWorx ESD vinyl tile is manufactured from solid vinyl and is homogeneous in composition and color throughout its 3mm thickness. Conductive carbon veins, distributed uniformly across the tile, facilitate consistent charge dissipation to ground when installed in accordance with ESD standards. Key performance characteristics include: electrical performance for static-sensitive applications, dimensional stability, durability under heavy traffic and operational loads, and low maintenance. An average product weight of 5634 g/m² is used for this study and an average thickness of 3mm.

Product Specification

This product is covered by UNSPSC code 30161700 and CSI Masterformat code 09 65 00 – Electrostatic Discharge Flooring.

Product Average

An average based on product construction was utilized for the life cycle assessment. The average was created by utilizing the standard formulation and product thickness and weight. This is deemed to be an accurate representation of an average flooring product.

1.3. Application

ESD Tile is designed for use in high traffic commercial areas such as electronics manufacturing, labs, cleanrooms, data centers, PSAPs and other areas where sensitive electronics are manufactured or used.



1.4. Declaration of Methodological Framework

This LCA is a cradle-to-grave study. This EPD covers the entire life cycle of the product from cradle to grave (modules A1-D) excluding modules for which there are no inputs/outputs. A summary of the life cycle stages can be found in Table 12.

The reference service life is 25 years and is only applicable if all manufacturing guidelines are followed regarding site-selection, installation, and maintenance.

The cut-off criteria are described in Section 2.4 and allocation procedures are described in Section 2.8. No known flows are deliberately excluded from this EPD.

1.5. Technical Requirements

The following technical data describe the product undergoing life cycle assessment.

Table 1. Technical Data

Name		Average Value	Unit
Product Thickness		3.0	mm
Product Weight		5634	g/m ²
Product Form	Tiles	12 x 12 36 x 36	in

1.6. Properties of Declared Product as Delivered

The ESD tiles are stacked in a cardboard box. The boxes are then stacked on pallets and wrapped with polyethylene film for shipping. StaticWorx encourages installers to recycle the packaging in local recycling programs.

1.7. Material Composition

The materials that make up the product are indicated in Table 2.

Table 2. Material Composition

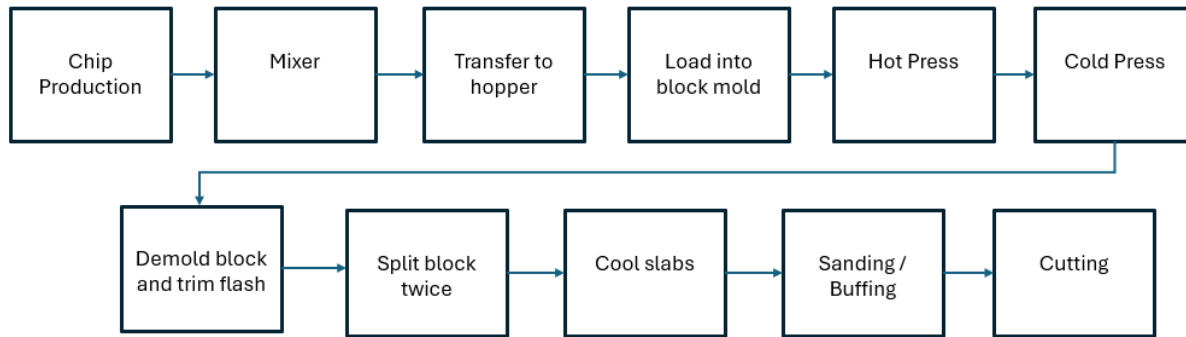
COMPONENT	Mass %
PVC	29%
Plasticizer	8%
Filler	58%
Titanium Dioxide	2%
Static Conductive Additive	1%
Paraffin Wax	<1%
Color Pigment	<1%
Other	<1%



1.8. Manufacturing

ESD flooring tile products are manufactured in Sheboygan, Wisconsin. ESD is produced in several stages beginning with chip production. First, the chips are loaded into a mixer and blended. The chips are then transferred to a hopper to be loaded into block molds. The chips are weighed in the molds, then hot pressed together. After the hot press, the chips go to a cold press to solidify. At this point, the chips are in a large tile form and are demolded and trimmed. The tiles are sliced twice across the width, making four tile pieces. These pieces are sanded and buffed into a final gauge and finish. The tiles are packaged into a cardboard box and palletized with stretch wrap film for delivery.

Flow Diagram



1.9. Packaging

Packaging utilized in the shipment of the product is described in Table 3.

Table 3. Packaging

Packaging Type	Material	Amount (kg)	Disposal Pathway
Cardboard Core	Corrugate	0.31	Landfill
Plastic Wrap	Polyethylene Film	0.01	Landfill
Wood Pallet	Wood	0.14	Landfill

1.10. Transportation

Transport of raw materials from supplier to the manufacturing facility by truck or ship is included in the model, but only an average has been listed here due to simplicity.

An average shipping distance from manufacturing location to the customer was assumed to be 500 miles (805 kilometers) by a Class 8 truck.



1.11. Product Installation

This study includes transportation to the construction site by truck and flooring installation in the building. Installation of this product primarily involves hand tools for measuring and cutting floor materials. Approximately 9% of the total material is assumed to be trimmed and discarded as waste. Some of this waste can be recycled, but this scrap is modeled as being disposed of in a landfill.

Detailed installation instructions can be found at: <https://staticworx.com/about-staticworx-esd-flooring/our-green-story/>

1.12. Use

ESD should be cleaned in accordance with the product warranty instructions including sweeping and mopping. The frequency is dependent upon the expected foot traffic and local conditions.

ESD does not require any finish, waxing, or stripping. It can be buffed to remove scratches and is designed to be extremely low maintenance.

No health concerns are present during the normal use of the flooring.

1.13. Reference Service Life and Estimated Building Service Life

The service life of ESD will vary depending on the amount of floor traffic and the type and frequency of maintenance. The level of maintenance is also dependent on the actual use and desired appearance of the floor. For this product the Reference Service Life (RSL) is 25 years. This means that the product will meet its functional requirements for an average of 25 years before replacement. The estimated building service life is 75 years, as specified by the PCR.

1.14. Reuse, Recycling, and Energy Recovery

ESD Tile is not reused at end-of-life. The product can be recycled through flooring recycling programs.

1.15. Disposal

For this study, it is assumed that at the end of the useful life of the product, 100% is disposed through landfill, 0% is recycled, and 0% is incinerated.

2. Life Cycle Assessment Background Information

2.1. Functional or Declared Unit

Per the PCR, the functional unit is 1 m² of floor covering over the RSL of 25 years, as indicated in Table 4.

Table 4. Functional Unit

NAME	VALUE	UNIT
Functional Unit	1 m ²	-
Mass	5.63	kg





2.2. System Boundary

This EPD is considered cradle-to-grave. The following modules are included and summarized in Table 5:

Table 5. System Boundary

MODULE NAME	DESCRIPTION	SUMMARY OF INCLUDED ELEMENTS
A1	Product Stage: Raw Material Supply	Raw Material sourcing and processing as defined by secondary data
A2	Product Stage: Transport	Shipping from supplier to manufacturing site. Fuel use requirements estimated based on product weights and estimated distance
A3	Product Stage: Manufacturing	Energy, water and material inputs required for manufacturing products from raw materials. Packaging materials and manufacturing waste are included as well
A4	Construction Process Stage: Transport	Shipping from manufacturing site to project site. Fuel use requirements estimated based on product weights and mapped distance
A5	Construction Process Stage: Installation	Installation adhesives, installation waste and packaging material waste
B1	Use Stage: Use	Use of the product
B2	Use Stage: Maintenance	Cleaning energy, water, and materials, including refinishing the product
B4	Use Stage: Replacement	Total materials and energy required to manufacture a replacement. Includes EOL treatment for replacements.
C2	EOL: Transport	Shipping from project site to landfill. Fuel use requirements estimated based on product weight and mapped distance
C3	EOL: Waste Processing	Waste processing not required. All waste can be processed as is
C4	EOL: Disposal	Assumes all products are sent to landfill. Landfill impacts modeled based on secondary data

2.3. Estimates and Assumptions

All estimates and assumptions are within the requirements of ISO 14040/44. The majority of the estimations are within the primary data. The primary data was collected as annual totals including all utility usage and production information. For the LCA, the utility usage information was divided by the production to create an energy and water use per square meter. As there are different products produced at this facility, it is assumed all products are using the same amount of energy. A weighted average of product weight based on one year of sales data is used.

The recommended cleaning regime is highly dependent on the use of the premises where the floor covering is installed. In high traffic areas more frequent cleaning will be needed compared to areas where there is low traffic. For the purposes of this EPD, recommended maintenance is presented based on guidelines from the manufacturer.

Transportation distances to installation and disposal were assumed to be 500 and 100 miles (805 and 161 kilometers), respectively.

2.4. Cut-off Criteria

All inputs in which data was available were included. Material inputs greater than 1% (based on total mass of the final product) were included within the scope of analysis. Material inputs less than 1% were included if sufficient data was available to warrant inclusion and/or the material input was thought to have significant environmental impact. Cumulative excluded material inputs and environmental impacts are less than 5% based on total weight of the functional unit.





2.5. Data Sources

Primary data were collected by facility personnel and from utility bills during calendar year 2024. Whenever available, supplier data was used for raw materials used in the production process. When primary data did not exist, secondary data for raw material production was utilized from GaBi 2021 Database.

2.6. Data Quality

Temporal Coverage

The primary data provided by the manufacturer represent all information for calendar year 2024. Using this data meets the PCR requirements. Time coverage of this data is considered very good.

Geographical Coverage

The geographical scope of the manufacturing portion of the life cycle is Sheboygan, WI. All primary data were collected from the manufacturer. The geographic coverage of primary data is considered very good. Proxy datasets were used as needed for raw material inputs to address lack of data for a specific material or geographic region.

Technological Coverage

Primary data provided by the manufacturer is specific to the technology that StaticWorx uses in manufacturing their product. It is site-specific and considered of good quality.

2.7. Period under Review

The period under review is calendar year 2024.

2.8. Allocation

General principles of allocation were based on ISO 14040/44. Where possible, allocation was avoided. When allocation was necessary it was done on a physical mass basis.

No co- or by-product allocation was necessary during the manufacturing, use or end of life. In the case of secondary raw materials, only burdens from the point of recovery forward were considered (cut-off approach). The primary production of recycled materials was outside the system boundary.



Electrostatic Discharge (ESD) Tile
High Performance Resilient Flooring

According to ISO 14025
and ISO 21930:2017

3. Life Cycle Assessment Scenarios

Table 6. Transport to the building site (A4)

NAME	VALUE	UNIT
Fuel type	Diesel	
Liters of fuel	42	L/100km
Vehicle type	Truck – Heavy Heavy-duty Diesel / 53,333 lb (20.2 metric ton) payload	
Transport distance	800	km
Capacity utilization (including empty runs, mass based)	68	%
Gross density of products transported	5.63	kg/m ³
Capacity utilization volume factor (factor: =1 or <1 or ≥ 1 for compressed or nested packaging products)	=1	-

Table 7. Installation into the building (A5)

NAME	VALUE	UNIT
Ancillary materials - adhesive	0.80	kg
Net freshwater consumption	0	m ³
Electricity consumption	0.09	kWh
Product loss per functional unit	0	kg
Waste materials at the construction site before waste processing, generated by product installation	0.84	kg
Output materials resulting from on-site waste processing	0	kg
Biogenic carbon contained in packaging	0.27	kg CO ₂
Direct emissions to ambient air, soil, and water	0	kg
VOC content	N/A	µg/m ³

Table 8. Reference Service Life

NAME	VALUE	UNIT
RSL	25	years



ENVIRONMENTAL PRODUCT DECLARATION



Electrostatic Discharge (ESD) Tile
High Performance Resilient Flooring

According to ISO 14025
and ISO 21930:2017

Table 9. Maintenance (B2)

NAME	VALUE	UNIT
Maintenance cycle	1,300 (weekly)	Cycles / RSL
Maintenance cycle	3,900 (weekly)	Cycles / ESL
Net freshwater consumption specified by water source and fate (disposed to sewer)	0.11	kg/ESL
Ancillary materials specified by type (cleaning agent)	119	mL/m ² /yr
Energy input, specified by activity, type and amount	0.022	kWh/m ² /yr
Other energy carriers specified by type	-	kWh
Waste materials from maintenance	-	kg
Direct emissions to ambient air, soil and water	-	kg

Table 10. Replacement (B4)

NAME	VALUE	UNIT
Reference Service Life	25	Years
Replacement Cycle	3	(ESL/RSL)-1
Energy input	-	kWh
Net freshwater consumption	-	m ³
Ancillary materials	-	kg
Replacement of worn parts	-	kg
Direct emissions to ambient air, soil, and water	0	kg
Further assumptions for scenario development	-	As appropriate





Electrostatic Discharge (ESD) Tile
High Performance Resilient Flooring

According to ISO 14025
and ISO 21930:2017

Table 11. End of life (C1-C4)

NAME		VALUE	UNIT
Assumptions for scenario development	Product disposed of either with underlying floor or manually removed via scraping		
Collection process	Collected separately	0	kg
	Collected with mixed construction waste	5.63	kg
Recovery	Reuse	0	kg
	Recycling	0	kg
	Landfill	5.63	kg
	Incineration	0	kg
	Incineration with energy recovery	-	kg
	Energy conversion efficiency rate	-	
Disposal	Product or material for final deposition	5.63	kg
Removals of biogenic carbon (excluding packaging)		-	kg CO ₂

4. Life Cycle Assessment Results

Table 12. Description of the system boundary modules

The LCA scope is cradle-to-grave. Note that modules B1, B3, B5-B7, C1, and C3 have no environmental impacts and are excluded from results tables to improve readability. Module D is excluded from this analysis.

(X = Included; MND = Module Not Declared)

	PRODUCT STAGE			CONSTRUCTION PROCESS STAGE		USE STAGE							END OF LIFE STAGE				BENEFITS AND LOADS BEYOND THE SYSTEM BOUNDARY	
	A1	A2	A3	A4	A5	B1	B2	B3	B4	B5	B6	B7	C1	C2	C3	C4	D	
	Raw material supply	Transport	Manufacturing	Transport from gate to site	Assembly/Install	Use	Maintenance	Repair	Replacement	Refurbishment	Building Operational Energy Use During Product Use	Building Operational Water Use During Product Use	Deconstruction	Transport	Waste processing	Disposal	Reuse, Recovery, Recycling Potential	
Cradle-to-Grave	X	X	X	X	X	X	X	X	X	X	X	X	X	X	X	X	X	MND





Electrostatic Discharge (ESD) Tile
High Performance Resilient Flooring

According to ISO 14025
and ISO 21930:2017

4.1. Life Cycle Impact Assessment Results: 75 Year Estimated Building Service Life

Table 13. North American Impact Assessment Results

TRACI v2.1	A1-A3	A4	A5	B2	B4	C2	C4
GWP 100 [kg CO ₂ eq]	1.04E+01	2.31E+00	5.29E+00	6.30E+00	3.68E+01	1.72E-01	2.82E-01
ODP [kg CFC-11 eq]	2.76E-07	7.04E-15	1.65E-09	7.74E-13	5.54E-07	5.13E-16	1.38E-14
AP [kg SO ₂ eq]	1.35E-01	1.83E-02	8.21E-03	8.09E-03	3.27E-01	4.94E-04	1.50E-03
EP [kg N eq]	1.74E-03	1.45E-03	8.72E-04	7.27E-04	1.19E-02	5.17E-05	1.84E-03
SFP [kg O ₃ eq]	4.46E-01	4.23E-01	1.31E-01	1.20E-01	2.08E+00	1.12E-02	2.67E-02
ADP _{fossil} [MJ, LHV]	3.52E+01	4.49E+00	1.14E+01	7.51E+00	1.04E+02	3.27E-01	5.67E-01

GWP 100 = Global Warming Potential; ODP = Ozone Depletion Potential; AP = Acidification Potential; EP = Eutrophication Potential; SFP = Smog Formation Potential; ADP_{fossil} = Abiotic Depletion Potential (Fossil)

Table 14. EU Impact Assessment Results

CML v4.2	A1-A3	A4	A5	B2	B4	C2	C4
GWP 100 [kg CO ₂ eq]	1.05E+01	2.33E+00	5.36E+00	6.37E+00	3.74E+01	1.73E-01	2.86E-01
ODP [kg CFC-11 eq]	2.75E-07	4.15E-13	1.66E-09	4.58E-11	5.53E-07	3.02E-14	8.18E-13
AP [kg SO ₂ eq]	1.42E-01	1.32E-02	7.51E-03	7.69E-03	3.28E-01	3.66E-04	1.41E-03
EP [kg PO ₄ ⁻³ eq]	2.70E-03	3.48E-03	1.16E-03	8.76E-04	1.96E-02	9.68E-05	2.34E-03
POCP [kg ethene eq]	8.94E-03	-5.95E-03	8.57E-04	7.03E-04	7.67E-03	-1.27E-04	1.10E-04
ADP _{element} [kg Sb-eq]	3.16E-05	3.33E-07	1.69E-05	8.80E-07	9.80E-05	2.42E-08	9.29E-08
ADP _{fossil} [MJ, LHV]	2.98E+02	3.13E+01	9.09E+01	7.85E+01	8.54E+02	2.28E+00	4.24E+00

GWP 100 = Global Warming Potential; ODP = Ozone Depletion Potential; AP = Acidification Potential; EP = Eutrophication Potential; POCP = Photochemical Oxidant Creation Potential; ADP_{element} = Abiotic Depletion Potential (elements); ADP_{fossil} = Abiotic Depletion Potential (Fossil)





4.2. Life Cycle Inventory Results: 75 Year Estimated Building Service Life

Table 15. Resource Use

Parameter	A1-A3	A4	A5	B2	B4	C2	C4
RPR _E [MJ, LHV]	1.74E+01	1.40E+00	5.77E+00	2.91E+01	5.05E+01	1.02E-01	5.42E-01
RPR _M [MJ, LHV]	0.00E+00	0.00E+00	0.00E+00	0.00E+00	0.00E+00	0.00E+00	0.00E+00
RPR _T [MJ, LHV]	1.74E+01	1.40E+00	5.77E+00	2.91E+01	5.05E+01	1.02E-01	5.42E-01
NRPR _E [MJ, LHV]	3.10E+02	3.16E+01	9.67E+01	1.09E+02	8.89E+02	2.30E+00	4.37E+00
NRPR _M [MJ, LHV]	4.50E-01	0.00E+00	2.70E-03	0.00E+00	9.06E-01	0.00E+00	0.00E+00
NRPR _T [MJ, LHV]	3.10E+02	3.16E+01	9.67E+01	1.09E+02	8.90E+02	2.30E+00	4.37E+00
SM [kg]	3.65E-01	0.00E+00	2.19E-03	0.00E+00	7.34E-01	0.00E+00	0.00E+00
RSF [MJ, LHV]	0.00E+00	0.00E+00	0.00E+00	0.00E+00	0.00E+00	0.00E+00	0.00E+00
NRSF [MJ, LHV]	0.00E+00	0.00E+00	0.00E+00	0.00E+00	0.00E+00	0.00E+00	0.00E+00
FW [m ³]	1.85E-02	4.64E-03	2.63E-02	4.53E-02	1.01E-01	3.38E-04	5.65E-04

RPRE = Renewable primary resources used as energy carrier (fuel); RPRM = Renewable primary resources with energy content used as material; RPRT = Total use of renewable primary resources with energy content; NRPRE = Non-renewable primary resources used as an energy carrier (fuel); NRPRM = Non-renewable primary resources with energy content used as material; NRPRT = Total use of non-renewable primary resources with energy content; SM = Secondary materials; RSF = Renewable secondary fuels; NRSF = Non-renewable secondary fuels; FW = Use of net freshwater resources

Table 16. Output Flows and Waste Categories

Parameter	A1-A3	A4	A5	B2	B4	C2	C4
HWD [kg]	1.67E-04	4.26E-09	1.02E-06	5.89E-08	3.35E-04	3.10E-10	1.08E-09
NHWD [kg]	1.56E+00	3.15E-03	1.04E+00	3.80E-02	3.18E+01	2.29E-04	1.33E+01
HLRW [kg]	2.14E-06	1.13E-07	2.45E-06	1.31E-05	9.52E-06	8.21E-09	5.20E-08
ILLRW [kg]	1.78E-03	9.51E-05	2.05E-03	1.10E-02	7.96E-03	6.92E-06	4.64E-05
CRU [kg]	0.00E+00	0.00E+00	0.00E+00	0.00E+00	0.00E+00	0.00E+00	0.00E+00
MR [kg]	0.00E+00	0.00E+00	1.37E-02	0.00E+00	2.73E-02	0.00E+00	0.00E+00
MER [kg]	0.00E+00	0.00E+00	9.55E-04	0.00E+00	1.91E-03	0.00E+00	0.00E+00
EEE [MJ, LHV]	0.00E+00	0.00E+00	0.00E+00	0.00E+00	0.00E+00	0.00E+00	0.00E+00
EET [MJ, LHV]	0.00E+00	0.00E+00	0.00E+00	0.00E+00	0.00E+00	0.00E+00	0.00E+00

HWD = Hazardous waste disposed; NHWD = Non-hazardous waste disposed; HLRW = High-level radioactive waste; ILLRW = Intermediate- & low-level radioactive waste; CRU = Components for reuse; MR = Materials for recycling; MER = Materials for energy recovery; EEE = Exported energy, electrical; EET = Exported energy, thermal





5. LCA Interpretation

The analysis results represent cradle-to-grave environmental performance of ESD products. The top three contributors to each impact category are shown in Table 18

Table 17. Highest Contributions by Impact Category

Impact Category	CONTRIBUTORS		
	LARGEST	2ND	3RD
Global Warming Potential, GWP	B4	A1-3	B2
Ozone Depletion Potential, ODP	B4	A1-3	B2
Acidification Potential, AP	B4	A1-3	B2
Eutrophication Potential, EP	B4	A1-3	B2
Depletion of abiotic resources – fossil fuels, ADPf	B4	A1-3	B2

Under the 75-year building service life assumption, the replacement stage (B4) was the largest contributor in all five impact categories considered. The production of raw materials (A1-3) also represents a substantial fraction of the life cycle impacts. Maintenance (B2) was the third highest contributor for the five impact categories. If the impacts of the product were considered for one product life, the production stage (A1-3) would have the most significant impact

Within the raw materials, the PVC has a very large contribution to the environmental impacts even though it represents roughly 29% of the total mass of the product.

6. Additional Environmental Information

6.1. Environment and Health During Manufacturing

More information on the manufacturer’s sustainability and environmental programs, including a corporate sustainability report, can be found online at <https://staticworx.com/about-staticworx-esd-flooring/our-green-story/> .

6.2. Environment and Health During Installation

All recommended personal protective equipment (PPE) should be utilized during installation, as indication on the SDS and installation guidelines, found online at <https://staticworx.com/about-staticworx-esd-flooring/our-green-story/> .

6.3. Extraordinary Effects

Fire

NAME	VALUE
Radiant panel (ASTM E-648)	Class 1
Smoke density (ASTM E-662)	<450

Water

This product is impervious to water, protecting the subfloor from leaks and spills. Exposure to flooding for long periods may result in damage to the product.





Mechanical Destruction

If the product is mechanically destroyed, it should be disposed of using standard procedures and replaced in a timely manner.

6.4. Environmental Activities and Certifications

All environmental activities and certificates can be found at <https://staticworx.com/about-staticworx-esd-flooring/our-green-story/>.

7. References

GaBi 2021	Sphera Solutions; GaBi: Software-System and Database for Life Cycle Engineering. Copyright, TM. Stuttgart, Echterdingen, 1992-2021.
EN 15804	EN 15804:2012-02 Sustainability of construction works – Environmental Product Declarations – Core Rules for the product category of construction products
ISO 14025	ISO 14025:2011-10 Environmental labels and declarations – Type III environmental declarations – Principles and procedures
ISO 14040	ISO 14040:2006/Amd.1:2020 Environmental management – Life cycle assessment – Principles and framework
ISO 14044	ISO 14044:2006/Amd.1:2017/Amd.2:2020 Environmental management – Life cycle assessment – Requirements and guidelines
ISO 21930	ISO 21930:2017 Sustainability in buildings and civil engineering works – Core rules for environmental product declarations of construction products and services
UL Environment	Program Operator Rules v2.7 March 2022
UL Environment	PCR Part A: Life Cycle Assessment Calculation Rules and Report Requirements. Version 3.2, 12.12.2018
UL Environment	PCR Part B: Flooring EPD Requirements. Product Category Rule (PCR) Guidance for Building-Related Products and Services. Version 4, 2020

