

GROUNDGRIP CONDUCTIVE RESILIENT FLOORING ADHESIVE

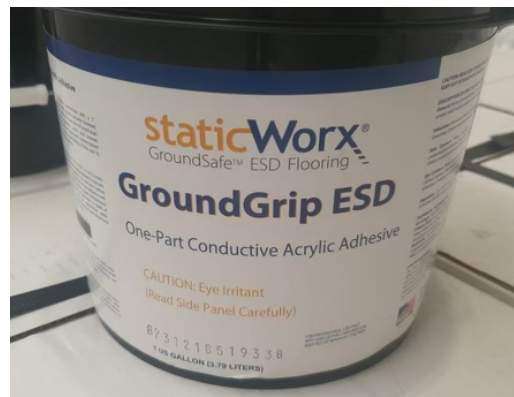
PRODUCT DESCRIPTION

GroundGrip is a solvent-free, conductive, acrylic adhesive formulated to permanently install conductive and dissipative resilient tile and sheet flooring, rubber tile flooring and rubber sheet flooring. To insure product stability and reduce joint openings,

GroundGrip has been formulated to produce a hard set and firm bond line less susceptible to indentation and telegraphing. May be used over properly prepared porous and non-porous surfaces such as concrete, underlayment grade plywood, cementitious based patching compounds and levelers.

BENEFITS




- ✓ Non-Flammable
- ✓ Solvent-free
- ✓ Excellent moisture and alkali resistance
- ✓ Excellent plasticizer resistance
- ✓ In bucket anti-microbial protection
- ✓ When dry, does not promote growth of mold or mildew
- ✓ Low odor
- ✓ Easy to trowel
- ✓ Sets to a tough, permanent bond
- ✓ Easy clean up
- ✓ FloorScore® Certified by SCS Global Services
- ✓ Health Product Declaration



PHYSICAL PROPERTIES

- Weight/gal:** 10.2 lb
- Viscosity:** Smooth paste
- Color:** Gray
- VOC:** <1 gram/liter per SCAQ/MD rule
- Shelf Life:** 18 months in unopened properly stored containers
- Freeze-thaw:** 5 cycles @ 0°F. If adhesive has frozen, thaw under normal room temperature

COVERAGE

Trowel	Spacing	Coverage
	1/16" x 1/16" x 1/16" Square Notch	125 - 150 square feet per gallon
	1/16" x 1/16" x 1/16" V-Notch	165 - 200 square feet per gallon
	3/64" x 3/64" x 3/64" U-Notch	165 - 200 square feet per gallon

Note: 3/64" x 3/64" x 3/64" U-notch trowel is available from StaticWorx

PACKAGING

GroundGrip is available in 1-gallon and 4-gallon pails

LEED POINTS CONTRIBUTION

MR Credit Regional Materials
IEQ Credit 4.1 Low-Emitting
Materials Adhesives and Sealants

LEED POINTS

Up to 2 points
1 point

TESTING METHODS

- Freeze-thaw stability (ASTM D7149)
- Shelf Life (ASTM D1337)
- Adhesive Shear Strength (ASTM D6004)
- 90° Peel Resistance (ASTM D6862)
- Plasticizer Resistance (ASTM D7888)
- Caster Chair (ISO 4918)
- Heat Aged Expansion/Contraction



CERTIFIED BY
SCS Global Services

*See SDS for regulatory information

PRODUCT DESCRIPTION

The area to receive flooring shall be fully enclosed, weather tight, with an installed operating HVAC system. The installation area, flooring materials and adhesive must be acclimated at a temperature between 65°– 85°F for 48 hours prior to, during and after installation. The relative humidity of the installation area shall be maintained between 35 – 55% per ASTM F710 (Standard Practice for Preparing Concrete Floors to Receive Resilient Flooring).

SURFACE PREPARATION

GROUNDGRIP can be used on porous and non-porous surfaces free of moisture. Surface to be covered must be dry, clean and smooth. Any foreign materials present such as paint, grease, oil, pen markings, adhesive residues, etc. that may prevent a proper bond or migrate to the surface causing a stain must be removed. Adhesive can be used on all grades of concrete on, above or below grade in the absence of moisture. Installation of a 10 mil (0.010") or greater effective moisture retarder is recommended directly under all on and below grade concrete floors with its integrity insured. Concrete shall be prepared according to the recommendations outlined in ASTM F710 (Standard Practice for Preparing Concrete Floors to Receive Resilient Flooring). Concrete floors shall be free from crazing, dusting, spalling and any curing or sealing compounds. Concrete floors shall be tested for moisture according to the latest revision of ASTM F2170 (Standard Test Method for Determining Relative Humidity in Concrete Floor Slabs Using in situ Probes) and ASTM F1869 (Standard Test Method for Measuring Moisture Vapor Emission Rate of Concrete Subfloor Using Anhydrous Calcium Chloride. Wood floors must be double construction with a 1" minimum thickness, structurally sound, securely fastened and free from deflection/spring. Top layer of wood shall be underlayment grade plywood. Cracks and uneven surfaces must be filled with an approved cement-based patching compound. It is the responsibility of the user to determine the porosity of the surface. To determine if a surface is porous, place a few droplets of water in various areas. If the subfloor is porous, the water will be absorbed within 2 - 3 minutes.

APPLICATION

POROUS SUBSTRATES

Apply adhesive with a 1/16" x 1/16" x 1/16" square notch trowel for materials with a gauge (thickness) of 0.080" or greater. Use a 1/16" x 1/16" x 1/16" V-notch trowel for materials with a gauge (thickness) of 0.080" or less. Note: The 3/64" x 3/64" x 3/64" U-notch trowel can be used as an alternative to the 1/16" x 1/16" x 1/16" V-notch trowel. Contact StaticWorx for more information. Spread adhesive evenly using the recommended trowel. Hold trowel at a 60° angle. Replace trowels with worn notches. Do not re-notch worn notches. For porous applications, the adhesive shall be allowed to remain open or flash-off for approximately 5 - 10 minutes before positioning flooring. The working time of the adhesive will be dependent upon substrate porosity, room temperature and humidity. Adhesive trowel notches must be pliable to receive flooring. Immediately roll flooring in both directions with a 100 lb three-section roller.

POST INSTALLATION

Prevent all traffic for a minimum of 24-hours. Restrict heavy traffic and rolling loads for a minimum of 72-hours after installation. Do not wash or begin maintenance procedures on the floor for a minimum of 5-days after installation to allow the adhesive to properly cure.

CLEAN UP

Remove wet adhesive from flooring and tools with soapy water and a clean cloth. Use mineral spirits to remove dried adhesive. Do not apply solvents directly to flooring. Use caution when handling flammable solvents.

GENERAL WARRANTY & PRECAUTIONS

StaticWorx warrants its private label adhesive formulations to be free of all manufacturing defects. The warranty period shall be in place for one (1) year from the date of installation and will also be guided by the date of manufacture to insure the integrity of the formulation and that proper storage and shipment of same has taken place. Please contact StaticWorx for detailed warranty information and information for StaticWorx' "Match It ASTM F2170 Moisture Warranty." Do not wash or begin maintenance procedures on the floor for a minimum of 5 days after installation to allow the adhesive to properly cure. Carefully read and follow all precautions and warnings. Keep out of reach of children. For complete safety information, refer to Safety Data Sheet (SDS) available from StaticWorx..

Statements and recommendations made herein are based on tests believed to be reliable. However, no guarantee of their accuracy or completeness is made.

Unless otherwise provided in written contract, products are sold without warranties or conditions expressed or implied.

Purchasers must make their own tests to determine the suitability of our products for their particular purpose.