


staticWorx®

GroundSafe® ESD Flooring



TacTiles™ connectors - quick, glue-free installation of ShadowFX ESD carpet tile.

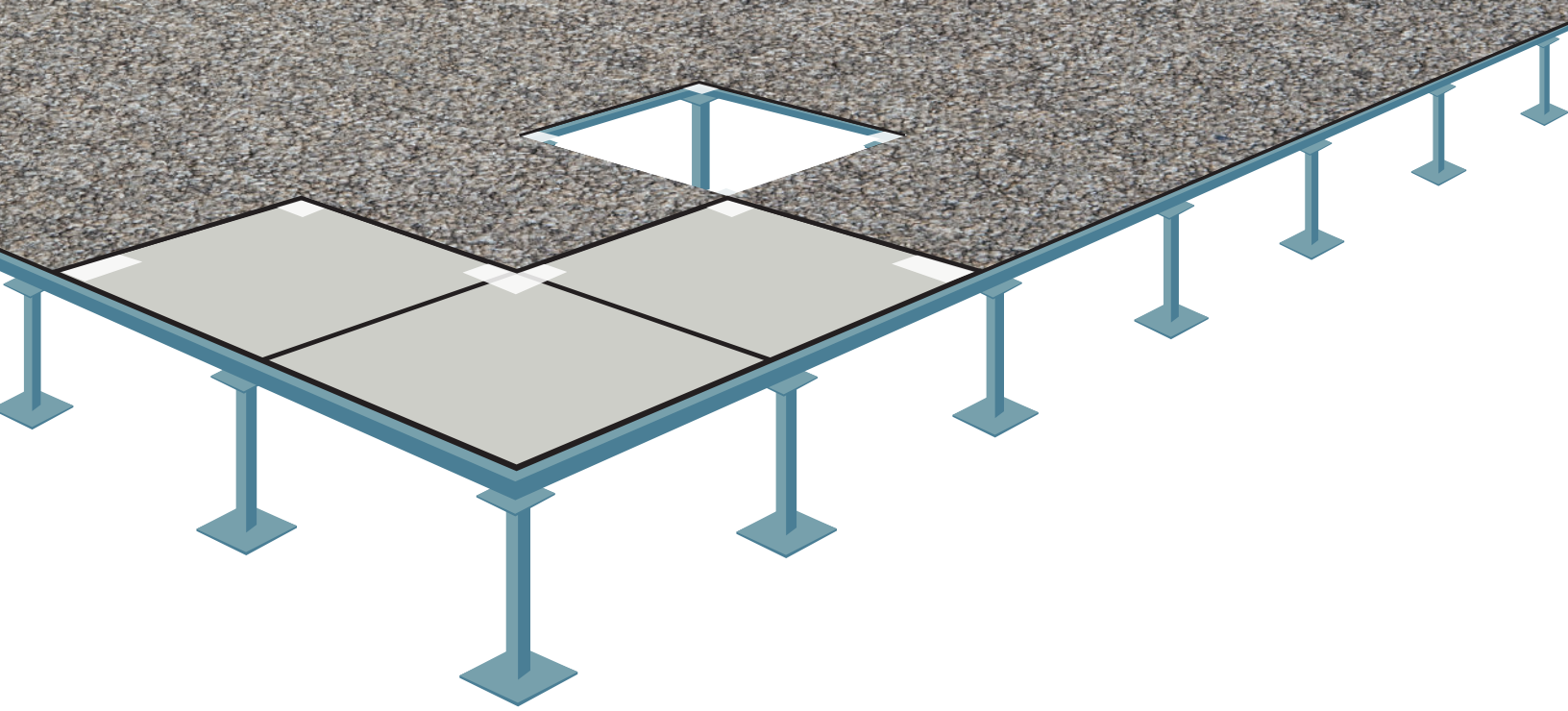
Go Glueless. Experience the versatility of TacTiles connectors. Install wall-to-wall carpet tile or create floating ESD floors without messy liquid adhesive. No glue, no mess, and no VOCs.

Shown: ShadowFX Solids | color: Huntington Ravine | installed: Monolithic


SHADOWFX

TacTiles™ Connectors

Install ShadowFX Carpet Tiles With No Messy Adhesives
No Downtime, No Disruption



Whether on bare metal access panels (bare: no paint or HPL) or a concrete subfloor, installing ShadowFX carpet tiles with TacTiles™ connectors is quick and easy, with no messy adhesive clean up. Install anytime, anywhere with no downtime and no disruption.





SIMPLY PUT: POSITION AND STICK.

TacTiles™ install sticky-side up on the corners of the carpet tiles, forming a secure bond between tiles. TacTiles stick to the underside of carpet tiles, not the subfloor, allowing you to create a floating floor that won't slip or slide, leaving the subfloor clean and uncompromised. With no sticky glue and no VOCs, TacTiles give you the freedom to experiment. ShadowFX carpet tiles are durable and dimensionally stable, handle heavy foot traffic and won't curl or dome.

Making Connections. This sequence shows 4 ShadowFX carpet tiles (color: Forest Floor) secured at a corner joint by a TacTiles connector. Divided into quadrants, a single TacTile aligns the corners of all 4 tiles, adhering to the underside of each tile. Install the floor using a step method, positioning a TacTiles connector at every joint.

TacTiles® is a trademark of Interface, Inc.







Resistance test measurement, Fields and Stone ESD carpet over raised access floor. Reading: 1.5×10^6



NO GLUE.
MESS.

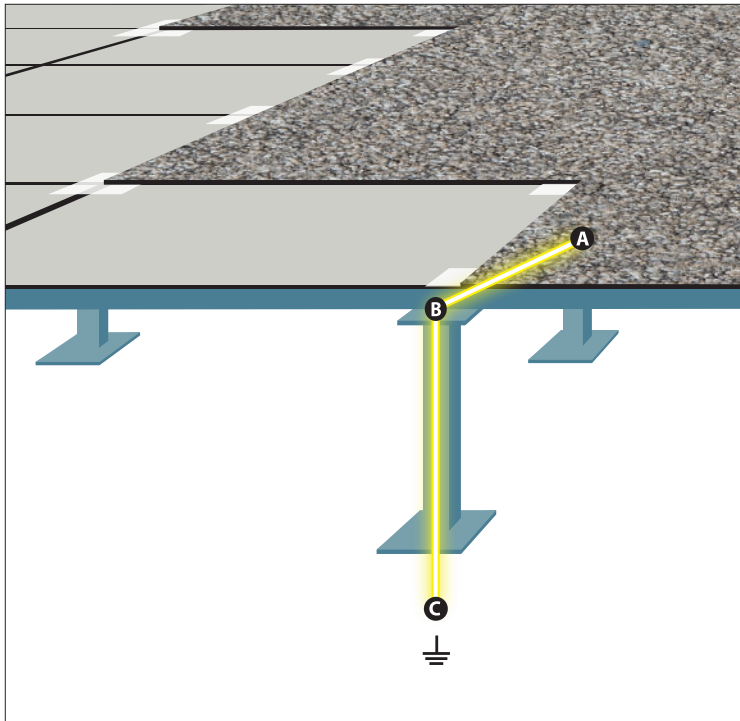


Save time and labor: StaticWorx GroundSafe™ ESD carpet tile can be lifted and replaced in a snap.



LIFT. GAIN QUICK ACCESS. REPOSITION TILE. DONE.


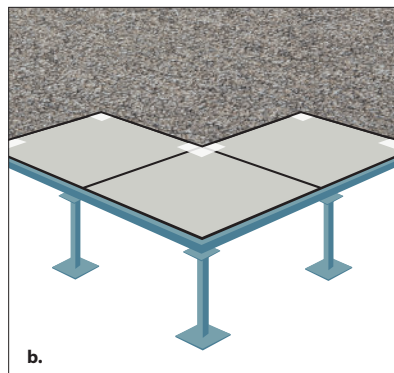
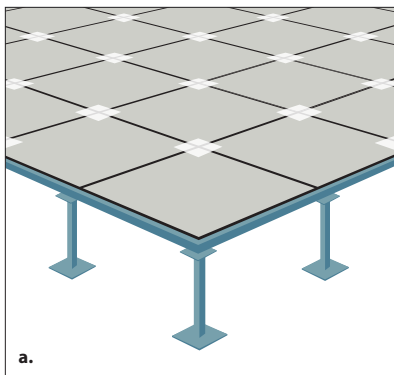
For easy access to under-floor wiring, or to replace damaged tiles, simply lift the carpet tile off the access floor panel. No need to dig up tiles gripped by tacky goo. Dimensionally stable ShadowFX ESD carpet tiles lie perfectly flat against access floor panels—forming a reliably safe path to ground, supported by the metal structure of your raised access floor.



SHADOWFX CARPET TILES ON BARE METAL ACCESS FLOOR PANELS FORM A SAFE PATH TO GROUND

Unwanted electrostatic charges flow through the static-dissipative carpet tile (a.), travel downward through the grounded bare metal access floor structure (b.) and dissipate safely to ground.

Access flooring panels are not all the same. Manufacturers construct panels with wood, concrete, bare steel, aluminum or a combination of materials. Ask your StaticWorx technical rep for the best floor finish and grounding method for your specific application.



To install ShadowFX carpet tile over an access floor, position a TacTiles™ connector at every corner joint (fig. a.). Place carpet tiles in positions (fig. b.). The completed installation (fig. c.) is neat, clean, and glue-free. Tiles are easy to lift and remove, providing quick, easy access to wiring under your access panels.



Virtually VOC-free, our dynamic system allows you to install a new floor without spending time and money for downtime or shuffling employees between work areas.



GLUELESS, GROUNDED, AND GREEN.

TacTiles™ connectors contain no VOCs (volatile organic compounds). With no harsh chemicals or harmful fumes, installations can be performed anytime, anywhere—no need to relocate employees or install flooring at odd hours. TacTiles™ connectors have minimal impact on the planet, with less than 10% of the environmental footprint of liquid adhesives.

SHADOWFXI + TACTILES™ = SAVINGS

ShadowFX SD carpet tiles can be custom ordered as PosiTile®, for a one-to-one match with Tate's ConCore® access floor panels.



Using Tate's PosiTile® carpet with ConCore® access floor panels preserves the flexibility of the underfloor service distribution system and allows the reuse of carpet tiles during layout changes. Tate's patented buttons can be ultrasonically welded to the underside of StaticWorx's ShadowFX carpet tile to provide precise indexed alignment with the four matching holes on the surface of the ConCore® panel. Rearrange your work area quickly and easily, while protecting your workspace with StaticWorx's ShadowFX ESD carpet tiles.

SHADOWFX SDC

These styles are approved for PosiTile: Chenille Warp, Cubic, Vermont Slate, Parks, Treez
Stock: Style Parks, Colorway Gettysburg

PosiTile and ConCore are registered trademarks of Tate Access Floors, Inc. One-to-One is a registered trademark of Shaw Contract Group.



Shown: ShadowFX Parks | color: Bandelier | installed: Brick SHADOWFX

ShadowFX static-dissipative carpet protects electronic equipment from damage caused by random electrostatic discharge (ESD) events.

Engineered specifically for mission-critical environments like call and dispatch centers, data centers, financial institutions, media and data centers, air traffic towers, control rooms, and other facilities whose operations rely on high speed electronics.

COST EFFECTIVE

- Non-directional patterns hide wear and tear.
- Random patterns and mergeable dye lots eliminate matching issues.
- Installation is quick and easy, and reduced waste saves money.

SUSTAINABLE & RELIABLE

- May qualify for LEED credits.
- 100% wrapped with helix 44 denier static-control fiber.
- Withstands over 100,000 cycles of Phillips roller caster test.
- American-made with lifetime static-control warranty.

Some ShadowFX styles can be installed non-directionally, eliminating the need for attic stock, saving time and money.



About StaticWorx

StaticWorx manufactures the highest quality ESD flooring products available today. Our company has installed tens of millions of square feet of ESD flooring throughout the U.S., Canada, Mexico, Australia, Singapore, New Zealand and the U.K.

Some of our clients include EMC Corporation, BAE Systems, Benchmark, Flex, Lockheed Martin, Microsoft, Philips Healthcare, Amazon, Apple, Intel, Google, and Facebook.

All StaticWorx products are made in ISO-9000 certified factories and undergo rigorous testing by independent laboratories prior to shipment.

For clients who prefer a worry-free project, StaticWorx will help choose the best floor for the specific application, match your project with our best flooring installation team, oversee the installation, and test your new floor's electrical properties to be sure the floor meets your specifications.

“The StaticWorx seminar may be the best AIA presentation I've sat through over the past 10 years. I recommend it to any architect or engineer that may have projects with static-control flooring.”

Brian Frels

To schedule a Zoom ESD training session or AIA (architects') CEU workshop, please contact us at info@staticworx.com
Or call: 617-923-2000

staticWorx[®]
GroundSafe[®] ESD Flooring

P.O. Box 1556, Williston,
VT 05495

617-923-2000
f: 617-467-5871
info@staticworx.com

staticworx.com